

British Style BS 88  
**690V 6-700A**



Type	Rated Current RMS-Amps	Electrical Characteristics				Ordering Information			Dimensions
		I²t (A²S)				Part Number	Carton Qty.	Carton Weight (kg)	Figure Number
		Pre-arc	Clearing at 415V	Clearing at 660V	Watts Loss				
CT	6	1.8	8.5	12	2	6CT	20	0.160	Fig. 1
	10	7	30	48	3	10CT			
	12	10	40	65	3	12CT			
	16	16	66	110	7	16CT			
	20	32	150	220	7	20CT			
ET	25	25	150	250	7	25ET	10	0.420	Fig. 2
	32	32	190	350	11	32ET			
	35	52	310	500	11	35ET			
	40	103	600	900	9	40ET			
	45	103	680	1100	11	45ET			
	56	135	950	1500	14	56ET			
	63	171	1200	2000	16	63ET			
	80	360	2500	4000	18	80ET			
FE	35	33	130	200	9	35FE	10	0.420	Fig. 2
	40	52	180	300	9	40FE			
	45	76	270	450	11	45FE			
	50	103	380	600	11	50FE			
	63	135	480	750	12	63FE			
	71	210	600	950	17	71FE			
	80	250	900	1500	20	80FE			
	90	360	1300	2100	20	90FE			
	100	470	1800	2800	23	100FE			
	EET	90	490	3000	4500	19			
110		600	4000	6500	27	110EET			
140		1050	7000	12000	35	140EET			
160		1500	10000	17000	39	160EET			
FEE	100	400	1600	2400	24	100FEE	5	0.450	Fig. 3
	120	540	1900	3100	32	120FEE			
	140	850	2500	3800	36	140FEE			
	160	1000	3700	5700	46	160FEE			
	180	1400	5300	8400	46	180FEE			
	200	1900	7100	11400	52	200FEE			
FM	180	1400	7500	13500	40	180FM	1	0.240	Fig. 4
	200	2600	10500	18500	40	200FM			
	225	3700	14500	26500	44	225FM			
	250	5200	20500	37500	48	250FM			
	280	7000	30500	55000	48	280FM			
	315	10000	40000	77000	55	315FM			
	350	15000	60000	105000	55	350FM			
FMM	400	10000	40000	72500	85	400FMM	1	0.450	Fig. 5
	450	15000	60000	105000	90	450FMM			
	500	20000	82000	150000	100	500FMM			
	550	30000	120000	215000	100	550FMM			
	630	45000	180000	310000	100	630FMM			
	700	60000	245000	420000	120	700FMM			
MT†	160	2400	15000	25000	26	160MT	1	0.260	Fig. 4
	180	3800	25000	38000	26	180MT			
	200	6000	40000	58000	27	200MT			
	250	11500	80000	110000	32	250MT			
	280	16500	100000	150000	35	280MT			
	315	19000	125000	180000	42	315MT			
	355	22000	160000	200000	51	355MT			
	MMT†	180	1650	12000	18000	42			
200		2200	16000	23000	42	200MMT			
225		3700	26000	40000	42	225MMT			
280		6600	47000	70000	47	280MMT			
315		8600	62000	91000	51	315MMT			
355		13500	97000	140000	54	355MMT			
400		21000	150000	220000	60	400MMT			
450		30000	220000	320000	57	450MMT			
500		42000	300000	450000	64	500MMT			
560		60000	430000	640000	64	560MMT			
630		68500	500000	720000	86	630MMT			
710		78000	600000	850000	105	710MMT			

■ Interrupting rating 200kA RMS Symmetrical. ■ 500 Vdc rating 1 kg = 2.2 lbs 1 lb = 0.45 kg  
 ■ Watts loss provided at rated current.  
 ■ Note: FC, 8ET, 12ET, 15ET, 20ET, 65EET and 75EET are available for replacement purposes on existing equipment.  
 †350 Vdc (IEC) rating. Consult Bussmann for U.L. Recognition status.

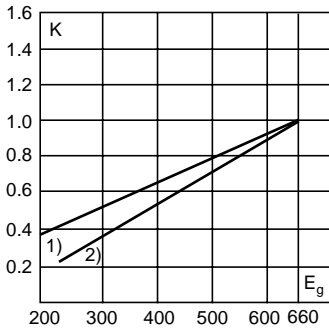




## Electrical Characteristics

### Total Clearing I²t

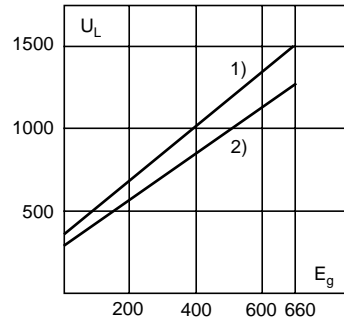
The total clearing I²t at rated voltage and at power factor of 15% are given in the electrical characteristics. For other voltages, the clearing I²t is found by multiplying by correction factor, K, given as a function of applied working voltage, E<sub>g</sub>, (RMS).



1) CT, ET, EET, FE, FEE, MT, MMT  
 2) FM, FMM

### Arc Voltage

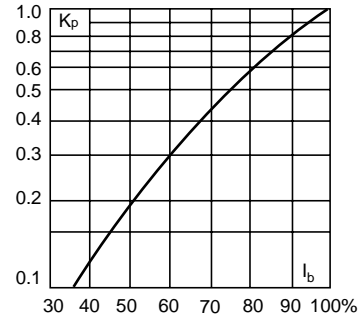
This curve gives the peak arc voltage, U<sub>L</sub>, which may appear across the fuse during its operation as a function of the applied working voltage, E<sub>g</sub>, (RMS) at a power factor of 15%.



1) CT  
 2) ET, FE, EET, FEE, FM, FMM

### Power Losses

Watts loss at rated current is given in the electrical characteristics. The curve allows the calculation of the power losses at load currents lower than the rated current. The correction factor, K<sub>p</sub>, is given as a function of the RMS load current, I<sub>b</sub>, in % of the rated current.



## Dimensions

Fig. 1: CT

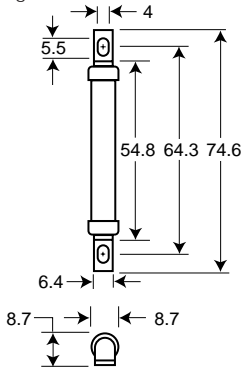


Fig. 2: ET, FE

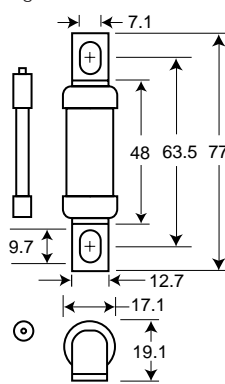


Fig. 3: EET, FEE

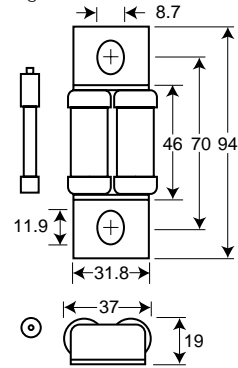


Fig. 4: FM, MT

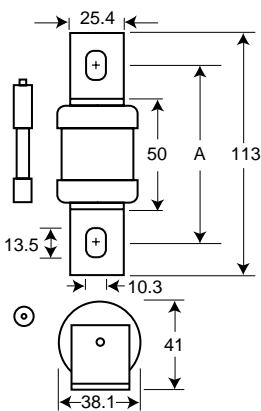
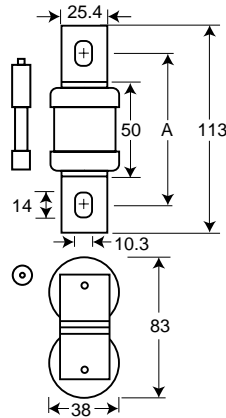


Fig. 5: FMM, MMT



Type	"A" Dimension
FM	80-85
FMM	80-85
MT	85
MMT	85

Dimensions in mm.  
 1mm = 0.0394" 1" = 25.4mm

The only controlled copy of this BIF document is the electronic read-only version located on the Bussmann Network Drive. All other copies of this document are by definition uncontrolled. This bulletin is intended to clearly present comprehensive product data and provide technical information that will help the end user with design applications. Bussmann reserves the right, without notice, to change design or construction of any products and to discontinue or limit distribution of any products. Bussmann also reserves the right to change or update, without notice, any technical information contained in this bulletin. Once a product has been selected, it should be tested by the user in all possible applications.